

Renishaw License Manager v2.*

How to Activate a Dongle Licence

Issue: 1.0

© 2018 Renishaw plc. All rights reserved.

This document may not be copied or reproduced in whole or in part, or transferred to any other media or language, by any means, without the prior written permission of Renishaw.

The publication of material within this document does not imply freedom from the patent rights of Renishaw plc.

Disclaimer

Renishaw has made considerable efforts to ensure the content of this document is correct at the date of publication but makes no warranties or representations regarding the content. Renishaw excludes liability, howsoever arising, for any inaccuracies in this document.

Trade marks

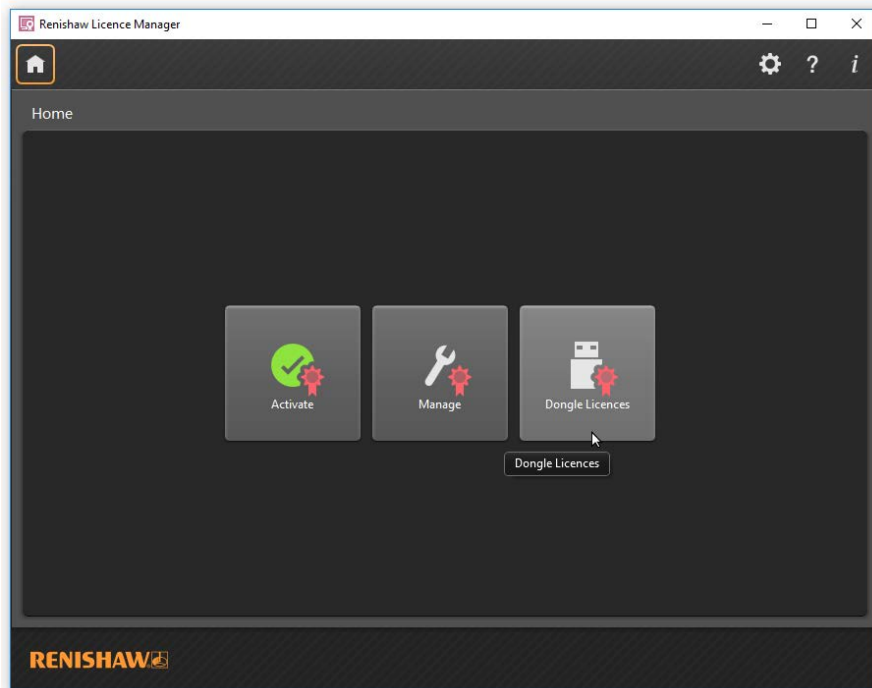
RENISHAW and the probe symbol used in the RENISHAW logo are registered trademarks of Renishaw plc in the United Kingdom and other countries. apply innovation and names and designations of other Renishaw products and technologies are trademarks of Renishaw plc or its subsidiaries.

All other brand names and product names used in this document are trade names, trademarks, or registered trademarks of their respective owners.

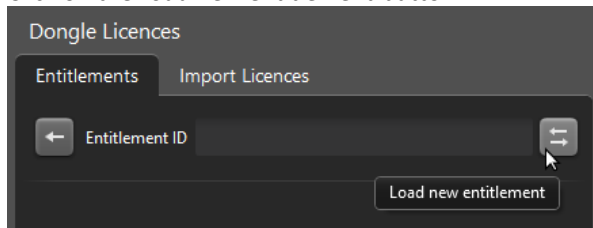
Activating a Dongle Licence

To activate a licence:

1. Launch the Renishaw Licence Manager.
2. Click on the *Dongle Licences* button on the *Home* screen:



3. Click on the *Load new entitlement* button:



Populate the form and with your contact information:

Enter Entitlement ID

Please complete the following software registration form and then press OK to activate your entitlement.

[Read our Data Protection Statement](#)

Title

First Name

Second Name


Email

Confirm Email

Language

Entitlement ID

The *Entitlement ID* can be found on the email received from licensing@Renishaw.com, relating to your software order:



Dear Customer

Thank you for your order of Renishaw software.

Your order has been dispatched which included the following Renishaw software.

Entitlement ID 772f-2c0e-t3st-4ak3-r3n1-3h4w-n0mb-4ak3

Product	Version	Quantity	Activation ID	Duration
MODUS 2 - Touch Trigger	1.0	2	6769-b04f-4ak3-t3st-n0mb-4ak3-r3n1-3h4w	Starts Dec 22, 2017

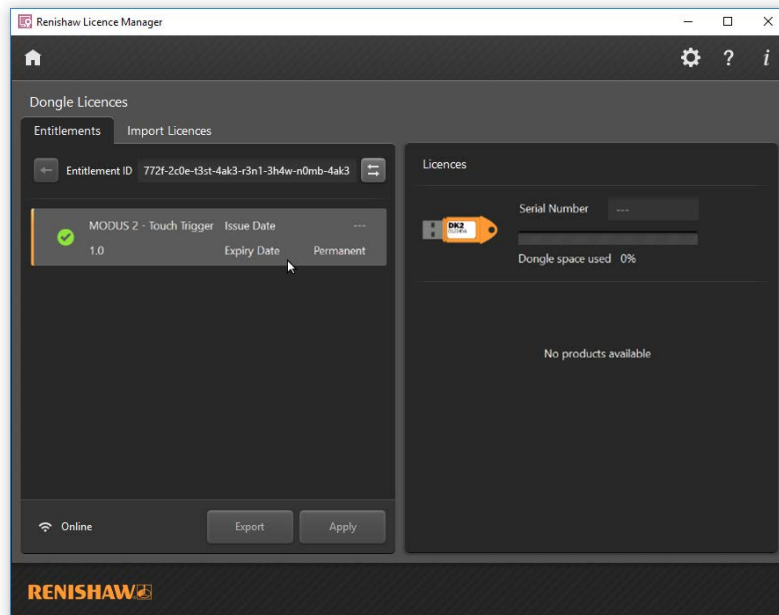
Any software supplied electronically with an order can be downloaded from the [MySoftware](#) page.

If you have any questions, please contact your local Renishaw office.

[Contact us](#) | [Support](#) | [Legal notice](#) | [Privacy](#)

Click the *OK* button.

- The application will display all available licences for the given *Entitlement Id*:



- Plug in the dongle onto which you want the new licence to be applied. (If any licences exist on the dongle, they will appear in the *Dongle Licences* panel.)
- In the left-hand window select the licence you wish to apply.
- Click the *Apply* button.
- Once the licence has been successfully applied, it will be removed from *Entitlements* list and appears in right hand side window under *Dongle Licences* list.